


2019 CHSSA STATE TOURNAMENT

# Policy Debate Bracket

[Home](#) | [Entries](#) | [Prelims](#) | [Prelim Standings](#) | [Elim Bracket](#)



2019 CHSSA STATE TOURNAMENT

# Parli Debate Bracket

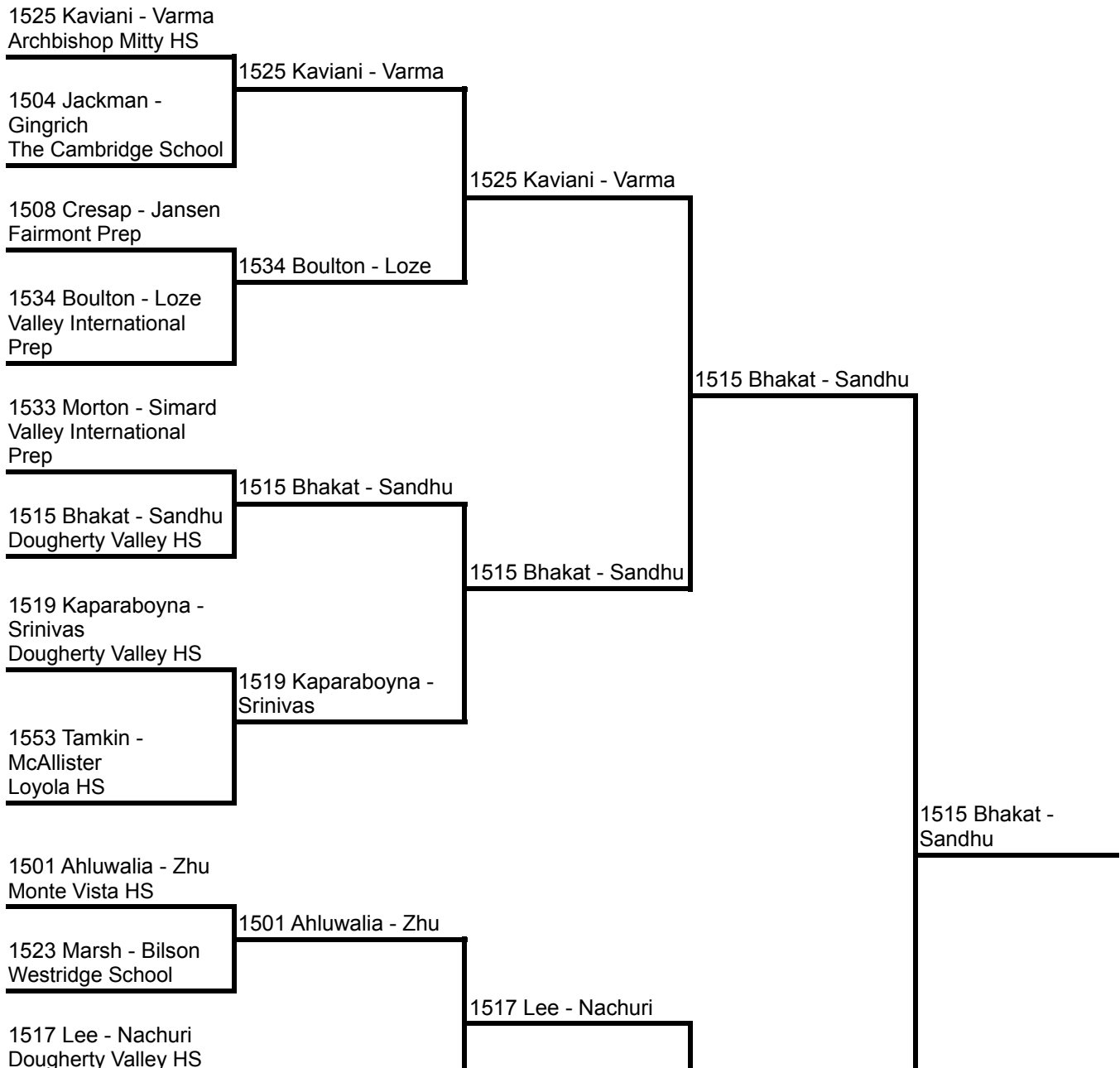
[Home](#) | [Entries](#) | [Prelims](#) | [Prelim Standings](#) | [Elim Bracket](#)



2019 CHSSA STATE TOURNAMENT

# Public Forum Bracket

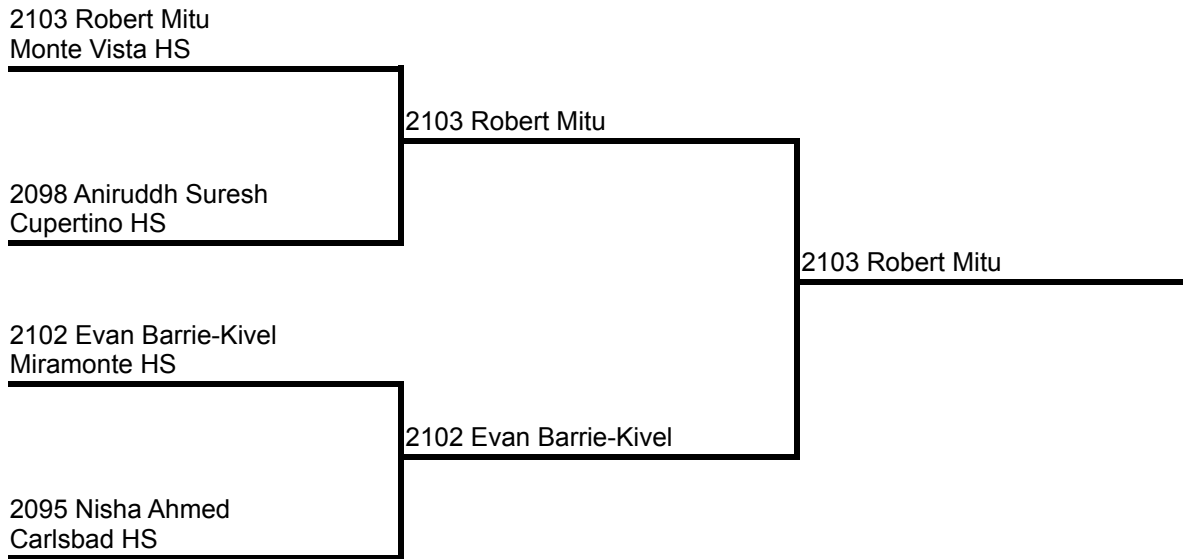
[Home](#) | [Entries](#) | [Prelims](#) | [Prelim Standings](#) | [Elim Bracket](#)



2019 CHSSA STATE TOURNAMENT

# Presiding Officer Bracket

[Home](#) | [Entries](#) | [Prelims](#) | [Prelim Standings](#) | [Elim Bracket](#)



[Home](#) | [Entries](#) | [Prelims](#) | [Prelim Standings](#) | [Elim Bracket](#)

# Original Oratory

# 2019 CHSSA State Tournament

Code	Name	School	Prelims	Cume	Semis	Cume	Finals	Cume
925	Jirachaya Kiriruangchai	Albany HS	6 2 2 374 231 442	9	6 6 5	24		
905	Chanel Blue	Alhambra HS	3 7 2 235 545 252	10				
906	Veronica Tsuchida	Alhambra HS	3 1 7 164 111 777	9	5 3 4	20		
907	Sariah Perera	Alhambra HS	5 2 3 256 242 251	10				
915	Heather Cherniss	Archbishop Mitty HS	4 4 1 633 343 212	9	5 4 4	22		
914	Fiona Truong	Arroyo HS	1 6 7 117 656 777	11				
917	Ashwin Suresh Pillai	Bellarmino College Prep	1 2 3 212 233 174	6	3 2 1	13	7 7 7 7 6	45
926	Alyssa Marie McCabe	Buhach Colony HS	7 5 7 657 367 767	15				
927	Thomas Kallmann	Buhach Colony HS	7 5 5 467 466 746	15				
928	Hana Safiya Doueiri	Cajon HS	6 1 3 527 151 425	9	6 6 6	23		
955	Niitiggya Taneja	California High	4 3 6 345 255 636	12				
901	Andrea Jimenez	Chowchilla HS	6 3 6 265 327 575	13				
954	Eli Kupetz	Claremont HS	2 3 7 251 364 667	10				
929	Jenny Kim	Cypress HS	7 6 2 776 655 232	12				
911	Erin Rairdan	Davis HS	7 6 7 447 474 737	15				
912	Anna Seahill	Davis HS	3 7 6 722 775 476	13				
923	Jamie J. Ma	Fullerton Union HS	7 3 4 764 437 543	12				
933	Evelyn Patricia Arceo	Fullerton Union HS	7 2 1 557 214 621	8	3 2 3	16	4 6 6 6 7	45
902	Kimberly Hickam	Golden West HS	4 5 1 415 763 122	10				
931	Sophia Rogers	Helix Charter HS	2 4 7 721 527 467	11				
932	Mahamed Abdulahi	Helix Charter HS	1 1 1 141 151 211	3	1 1 3	8	5 4 4 4 4	32
921	Isha Bhasin	James Logan HS	6 6 6 667 657 566	15				
922	Ayushi Srivastava	James Logan HS	4 4 3 443 436 314	11				

7th

6th

4th

# Original Oratory

# 2019 CHSSA State Tournament

Code	Name	School	Prelims	Cume	Semis	Cume	Finals	Cume
956	Rish Sharavi Bellakka	James Logan HS	3 7 4 631 656 725	12				
934	Parisa Ansari	Leland HS	4 3 1 344 334 124	8	4 3 2 2	16	6 5 5 4 5 5	41
935	Solaine Zhao	Leland HS	2 4 5 351 453 453	11				
913	Clara Wu	Miramonte HS	5 1 5 763 411 653	11				
924	Katherine McGraw	Mission Vista HS	2 7 3 423 776 315	10				
946	Sophia Carrillo	Monroe HS	2 6 7 134 773 676	12				
910	Karl Goeltner	Monta Vista HS	5 4 6 544 543 745	14				
903	Nadine Fattah	Monte Vista HS	1 1 3 211 111 413	5	1 1 1 4	11	3 2 3 1 1	21
904	Sarah Rizvi	Monte Vista HS	2 4 3 174 615 153	9	4 5 6 3	21		
936	Ella Rose	New Roads School	3 3 4 614 225 363	10				
937	Jac Bohrer	New Roads School	3 3 2 323 372 432	8	3 5 5 6	21		
949	Amirta Srinivas	Northwood HS	6 3 2 652 335 141	10				
908	Brianna Li	Peninsula HS	6 3 5 646 726 455	13				
950	Eden Lawson	Redlands HS	2 2 4 125 162 641	8	6 4 6 1	19		
952	Bradley Schindler	Redlands HS	3 5 3 315 365 614	11				
953	Roshan Rajesh	Redlands HS	1 4 6 721 542 666	10				
939	Benjamin Miller	San Marino HS	1 3 5 136 572 346	9	4 3 3 2	18		
920	Niko Lucarellie	Sanger HS	4 7 4 472 566 523	13				
945	Queen Chiwanga	Schurr HS	1 1 4 132 114 534	6	2 2 3 1	12	3 4 3 3 3 4	29
938	Tessa Crouch	St. Francis Catholic HS	6 5 2 573 534 234	12				
951	Vivian Stacy	St. Francis Catholic HS	7 6 4 775 727 524	14				
918	Aayushi Kapadia	Stockdale HS	7 7 6 557 777 573	15				
919	Ethan S Park	Stockdale HS	4 2 6 363 222 255	11				

5th

2nd

3rd

# Original Oratory

# 2019 CHSSA State Tournament

Code	Name	School	Prelims	Cume	Semis	Cume	Finals	Cume
909	Grace Carter	The Archer School for Girls	4 3 2 642 522 232	9	2 5 5	21		
930	Ellie Hodges	The Bishop's School	7 6 5 772 746-111	15				
947	Avi Gulati	The Harker School	3 1 1 433 111 141	5	5 6 6 4 4 6	19		
948	Haris Hosseini	The Harker School	1 1 1 221 111 111	3	1 1 2	7	1 1 1 3 2	15
916	Abigail Kline	Turlock HS	5 5 5 256 662 367	15				
940	Spencer Ehrenberg	Valley International Prep	5 2 3 376 223 325	10				
941	Maya Jameson Jacobs	Valley International Prep	5 4 6 516 643 364	14				
942	Isabella Nelson	Valley International Prep	3 3 1 515 434 151	7	2 4 5 5 5 5	19		
943	Courtney Spungin	Valley International Prep	5 7 3 436 677 332	13				
944	Jayden David Barnholtz	West Ranch HS	6 5 5 562 444 516	15				

1st



# Original Advocacy

# 2019 CHSSA State Tournament

Code	Name	School	Prelims	Cume	Semis	Cume	Finals	Cume
407	Brandon Chau	Alhambra HS	1 4 4 411 426 157	9	2 2 5	18		
409	Anthony Hu	Alhambra HS	4 5 4 451 515 266	13				
410	Sarah T Wang	Arcadia HS	2 1 1 112 212 131	4	1 1 6	11	5 7 6 6 3	38
411	William Lee	Arcadia HS	3 5 3 243 754 244	11				
418	Tanvi Bajaj	Archbishop Mitty HS	1 1 1 311 241 221	3	2 4 4	14	6 5 7 4 7 7	43
419	Aditi Chatradhi	Archbishop Mitty HS	5 1 1 634 121 112	7	2 4 5	18		
420	Riya Dhoopar	Archbishop Mitty HS	2 3 1 223 443 321	6	4 5 3	18		
421	Sanika Mauskar	Archbishop Mitty HS	3 1 1 523 121 412	5	1 1 3	10	1 4 1 1 1	24
422	Jason Chen	Archbishop Mitty HS	6 6 7 674 477 476	15				
408	Bailey Kirkeby	Bear Creek H.S.	5 2 6 364 124 745	12				
426	Arnav Bhau	Bellarmino College Prep	2 7 1 532 757 116	8	1 1 4	14	2 6 3 4 4	32
436	Camila Tellez	Bonita Vista HS	6 1 6 366 211 727	11				
437	Ursula Neuner Neuner	Bonita Vista HS	2 2 2 132 242 412	6	3 5 3	17		
454	Kabba Barua	Cajon HS	7 6 7 677 675 677	15				
423	Catherine Allen	Carlsbad HS	5 7 5 364 666 355	15				
424	Edward Burns	Carlsbad HS	3 3 2 315 641 133	8	6 6 5 5	23		
425	Adrianna Lucero Amanti	Carlsbad HS	5 5 2 257 536 252	12				
452	Ravi Pathak	Carlsbad HS	1 5 4 212 546 524	10				
401	Daneli Santillan	Chowchilla HS	4 3 1 525 363 112	8	6 3 2	18		
455	Zack Kreines	Claremont HS	3 7 4 175 757 424	12				
442	Simran Khanna	Clovis North HS	4 1 4 533 161 527	9	3 3 4 2	18		
414	Vikram Balasubramanian	Dougherty Valley HS	8 7 8 777 567 655	15				
416	Pooja Chimata	Dougherty Valley HS	7 5 3 746 454 133	13				

6th

7th

1st

3rd

# Original Advocacy

# 2019 CHSSA State Tournament

Code	Name	School	Prelims	Cume	Semis	Cume	Finals	Cume
417	Ada Zhong	Dougherty Valley HS	5 2 4 636 413 416	11				
433	Diego Ismael Flores	Fullerton Union HS	7 7 7 777 777 777	15				
403	Lin Knudsen	Gabrielino HS	4 5 5 452 535 534	14				
404	Stephanie Juiliana Rubio	Gabrielino HS	1 5 2 111 426 241	8	5 2 3 1	17	3 3 4 3 3 6	35
429	Ishna Pandey	Granite Bay HS	6 2 4 556 314 472	11				
432	Sachi K Uppal	James Logan HS	2 5 2 141 534 413	9	4 2 2 1	16	4 1 5 5 5 5	36
440	Max Charles	Lemoore HS	6 6 6 756 764 565	15				
441	Leandra Vernon	Lemoore HS	1 2 1 171 232 141	4	6 6 3 6	17		
435	Veronica Knowlden	Millennium Charter	6 7 7 555 756 676	15				
413	Arhan Sidhant Misra	Miramonte HS	5 4 2 643 264 215	11				
434	Kazuki Nakashima	Mission Vista HS	5 1 6 363 121 764	11				
449	Jennifer Becerra	Monroe HS	4 1 2 335 233 261	7	5 6 5 4	21		
450	Lydia Benga	Monroe HS	1 3 3 411 623 333	7	4 5 2 6	18		
451	Angela Muralles	Monroe HS	4 3 5 245 313 652	12				
402	Aishwarya Nagabhushan	Monte Vista HS	2 3 3 134 341 243	8	3 3 4 2	17		
405	Zainab Butt	Mountain House	2 6 3 241 772 343	10				
406	Manreet Sohi	Mountain House	3 6 6 462 652 566	13				
415	Brianna Do	Mountain House	6 4 7 547 623 777	14				
448	Carmen Boixo	Palos Verdes HS	2 6 5 325 736 734	12				
453	Catherin Duan	Redlands HS	3 7 6 722 577 675	13				
430	Katherine Moua	Sanger HS	5 3 7 727 315 567	13				
412	Emma Hartley	Sonoma Academy	6 4 6 645 334 356	14				
446	Grant Duntugan	South High	7 7 3 764 677 343	13				

4th

5th

Code	Name	School	Prelims	Cume	Semis	Cume	Finals	Cume
447	Alex Leung	South High	5 2 6 464 145 665	12				
456	Harshita N. Ravi	Stockdale HS	7 6 7 677 676 766	15				
443	Luc Raderman	Valley International Prep	4 2 4 453 162 523	10				
444	Carly Grace Dutcher	Valley International Prep	1 2 2 232 312 631	5	5 4 5 1	16	7 2 2 1 2 2	30
445	Kate Isabel Land	Valley International Prep	5 4 3 476 463 342	12				
431	Ulia Zaman	West Torrance HS	5 4 5 256 155 625	14				
438	Morgan Lobotzke	Woodcreek HS	2 4 5 126 445 554	11				
439	Justin Tejada	Woodcreek HS	4 3 4 624 252 771	11				
427	Janet Han	Yorba Linda HS	7 6 5 767 567 457	15				
428	Audrey Noelle Taylor	Yucaipa HS	3 5 4 513 335 334	12				

2nd

# Impromptu

# 2019 CHSSA State Tournament

Code	Name	School	Prelims	Cume	Semis	Cume	Finals	Cume
817	Roksana Gogolewski	Archbishop Mitty HS	5 4 1 554 345 311	10				
847	Steven Gary Dykstra	Arroyo Grande HS	5 4 3 445 625 253	12				
822	Surya Midha	Bellarmino College Prep	4 1 1 334 114 321	6	6 2 1 3	15	6 6 7 6 7 3	43
832	Emma Orendorff	Bullard HS	4 7 5 425 777 644	14				
833	Jordan Waters	Bullard HS	1 1 3 151 413 333	5	5 6 6 6	20		
819	Ian Johnson	Carlsbad HS	6 6 4 446 664 424	14				
820	Austin Macdonald-Shedd	Carlsbad HS	7 6 7 676 763 777	15				
855	Najeya Khateeb	Citrus Valley HS	7 6 7 776 654 677	15				
848	Mohammad Maarouf	Claremont HS	2 6 7 132 626 677	12				
856	Angelo Thomas	Claremont HS	4 4 3 245 337 232	11				
834	Jaydin Clark	College Prep	2 5 2 221 536 421	9	5 6 6 6	24		
824	Audrey Ahn	Crescenta Valley HS	3 5 2 263 563 115	10				
854	Bella Escamilla	Cypress HS	7 6 7 775 563 776	15				
814	Meera Bathwal	Dougherty Valley HS	3 1 4 512 121 563	8	3 3 3 4	18		
815	Sanjana Kotha	Dougherty Valley HS	6 5 5 543 247 266	15				
837	Aditi Raju	Dougherty Valley HS	3 6 4 713 356 344	12				
818	Clio Klapsis	Flintridge Preparatory School	1 1 2 112 421 144	4	4 4 4 2	14	5 4 6 5 4 7	39
802	Stephanie Miranti	Flintridge Sacred Heart Academy	2 2 6 632 315 466	9	2 3 2 5	18		
803	Samantha Godinez	Flintridge Sacred Heart Academy	5 3 6 466 732 766	13				
828	Jameson Oates	Fullerton Union HS	6 4 6 755 462 756	14				
829	Thomas Kim	Fullerton Union HS	3 5 1 253 552 211	9	5 5 3 6	22		
831	Madeleine Denison	Helix Charter HS	1 2 2 123 243 323	5	6 6 6 4	19		
813	Ashneet Sharma	James Enochs HS	2 3 3 242 442 234	8	3 4 4 3	18		

7th

6th

# Impromptu

# 2019 CHSSA State Tournament

Code	Name	School	Prelims	Cume	Semis	Cume	Finals	Cume
827	Sarah Soobin Izadi	James Logan HS	4 3 5 346 253 365	12				
851	Jonathan Fong	Jesuit HS	5 5 4 177 661 652	14				
835	Anthony Zanella	Leland HS	5 7 1 626 777 114	11				
836	Michelle Huang	Leland HS	1 2 1 311 312 131	4	4 1 1	10	4 5 4 6 6	35
823	Joel Turk	Maranatha HS	6 2 5 377 271 266	12				
850	Neha Seshadri	Mira Loma HS	3 4 4 337 174 614	11				
801	Margaret Peterson	Modesto High	7 4 4 654 426 525	13				
811	Divya Satish	Monta Vista HS	1 4 5 411 427 653	10				
804	Ashley Hsieh	Monte Vista HS	1 3 2 111 416 312	6	3 4 3	16		
805	Sydney Brandeis	Monte Vista HS	3 1 4 326 116 651	8	6 5 5	23		
849	Hannah Joo	Monte Vista HS	2 7 5 731 774 437	12				
808	Aashril Shazar	Mountain House	6 3 6 765 145 745	13				
807	Arushi Bansal	Notre Dame San Jose	4 3 2 364 325 215	9	2 2 4	16	3 3 4 5 5	39
816	Evan Baldonado	Palo Alto HS	5 2 3 564 216 451	10				
809	Ailun Shi	Peninsula HS	7 6 5 564 663 543	15				
852	Tayseer Hilo	Redlands HS	6 7 3 637 657 327	13				
853	Siddarth Kulkarni	Redlands HS	4 3 3 433 634 262	10				
845	Nicholas Masi	South High	5 5 2 267 447 412	12				
846	Noah Park	South High	7 7 7 776 565 577	15				
810	Matthew Hamilton	South Pasadena HS	6 6 4 654 543 541	14				
838	Gabriela Ocazonez	St. Francis Catholic HS	6 7 7 675 776 656	15				
812	Elias Abadi	Stockdale HS	3 5 2 523 542 722	10				
825	Rishi Shah	Stockdale HS	2 4 5 522 255 545	11				

4th

5th

# Impromptu

# 2019 CHSSA State Tournament

Code	Name	School	Prelims	Cume	Semis	Cume	Finals	Cume	
830	Tim Kelly	The Bishop's School	4 2 1 167 232 132	7	4 3 2	16			
806	Annaclare Spletstoeszer	The Cambridge School	2 2 6 432 272 545	9	1 5 5	20			
821	Matthew Stephen Haynam	Turlock HS	7 7 7 757 755 777	15					
839	Jay Kim-Turner	Valencia HS	1 6 6 322 537 456	11					
840	Sienna Horvath	Valley International Prep	1 1 1 111 131 123	3	1 1 1	7	7 7 3 2 2 2	27	3rd
841	Jackson David Paluck	Valley International Prep	4 1 1 515 111 132	6	2 2 1	11	2 2 2 3 3 4	25	2nd
842	Wilber Zaldivar	Valley International Prep	4 2 6 254 351 773	11					
843	Dev Hadar Wernik	Valley International Prep	2 1 6 241 121 464	8	1 2 2	16	1 1 1 1 1 1	21	1st
844	Annabelle Claire Polak	Valley International Prep	4 3 3 443 334 137	10					
826	Sunny Zhou	West Torrance HS	7 6 7 677 774 575	15					

# National Extemp

# 2019 CHSSA State Tournament

Code	Name	School	Prelims	Cume	Semis	Cume	Finals	Cume
219	Sophia Hua	Alhambra HS	6 4 3 774 156 523	12				
251	Jared Bristow Parris	Antelope HS	6 3 6 466 215 556	13				
217	Aalok Patwa	Archbishop Mitty HS	2 2 3 213 125 252	7	1 1 4 2	14	6 7 6 3 7 4	41
218	Himansh Bishnoi	Archbishop Mitty HS	7 3 4 567 334 247	12				
223	Rishi Balakrishnan	Bellarmino College Prep	3 1 3 432 113 323	7	5 5 2 5	19		
224	Luke DiMartino	Bellarmino College Prep	1 1 1 122 112 122	3	2 2 5 1	11	3 2 4 2 6 6	30
225	Adarsh Hiremath	Bellarmino College Prep	4 2 4 243 123 266	10				
226	Tyler Vergho	Bellarmino College Prep	2 5 2 224 646 224	9	6 2 1 3	18		
227	Avi Upadhyayula	Bellarmino College Prep	4 2 1 327 213 412	7	3 3 3 6	18		
228	Rishab Yeddula	Bellarmino College Prep	3 4 3 522 155 441	10				
239	Camille Leung	Bonita	6 5 2 454 454 413	12				
240	Bella Lalanne	Buhach Colony HS	7 6 5 777 774 627	15				
256	Shelwin Sunga	Bullard HS	7 7 7 777 677 777	15				
247	Liana Nicole Schmitter-Emerson	Campbell Hall	1 4 1 132 333 114	6	5 6 6 3	19		
221	Larkin Gallup	Carlsbad HS	4 2 5 641 233 336	11				
248	Sarah Pino	Claremont HS	6 7 3 556 775 431	13				
249	Anthony Rumbos	Claremont HS	3 6 7 441 477 657	13				
250	Jad Soucar	Crescenta Valley HS	3 4 3 632 537 413	10				
214	Shaheer Javed Sandhu	Dougherty Valley HS	3 2 3 153 221 226	8	1 2 5 3	17		
215	Saad Jamal	Dougherty Valley HS	1 1 2 133 211 251	4	1 1 2 2	9	1 1 3 5 4 7	27
216	Joyce Wu	Dougherty Valley HS	1 4 5 121 234 554	10				
252	Natalie Renee Wiehl	Edison-Computech HS	7 6 5 577 666 543	15				
246	Ved Kulkarni	El Camino Real Charter HS	5 3 3 445 353 371	11				

6th

3rd

1st

# National Extemp

# 2019 CHSSA State Tournament

Code	Name	School	Prelims	Cume	Semis	Cume	Finals	Cume
220	Nolan Costin	Flintridge Preparatory School	6 4 4 656 365 437	13				
233	Ben Phillip Torres	Fullerton Union HS	5 6 6 674 766 666	15				
234	Joshua T Miller	Fullerton Union HS	3 6 2 631 543 322	10				
235	Astor Betts Redhead	Fullerton Union HS	6 6 7 675 774 566	15				
236	Urooj Naveed	Fullerton Union HS	4 5 4 733 247 644	13				
202	Frank Frank-McPheter	Gabrielino HS	3 2 4 315 341 435	9				
237	Chase Osborn	Helix Charter HS	6 5 1 465 635 141	11				
238	Russell Baxt	Helix Charter HS	4 6 6 245 555 546	14				
206	Bergen Foshay	James Enochs HS	2 3 1 631 532 113	6	3 6 4 6	18		
253	Alexander Bonilla	Jesuit HS	5 4 5 426 531 357	14				
254	Praveen Gunendran (DQ)	Mira Loma HS	7 6 -1-1 777					
210	Josh Tyler Morganstein	Miramonte HS	2 2 6 124 423 655	9	2 1 1 2	14	7 3 7 5 5	41
211	Ella Say	Miramonte HS	2 1 2 213 421 231	5	6 5 2 6	17		
212	Elaine Lee	Miramonte HS	3 1 6 243 421 665	9	4 4 1 5	19		
213	David Deng	Miramonte HS	2 3 1 323 344 152	6	2 6 5 5	18		
201	Arham Habib	Monte Vista HS	1 2 1 111 512 113	4	4 3 3 4	15	4 4 1 2 2	28
203	Sahityasree Subramanian	Mountain House	4 2 3 346 152 315	9				
241	Patrick Kim	North Hollywood HS	2 3 4 214 422 462	9	3 3 3 4	19		
255	Richard Hu	Redlands HS	6 2 3 366 341 631	10				
205	Reece Stromberg	Sonoma Academy	5 4 2 355 452 321	11				
245	William Brandt	South High	6 7 6 766 666 574	15				
207	Gurman Kaur Dhaliwal	Stockdale HS	3 6 7 431 576 744	13				
208	Nora Scully	Stockdale HS	4 5 6 572 617 644	14				

7th

2nd



# National Extemp

# 2019 CHSSA State Tournament

Code	Name	School	Prelims	Cume	Semis	Cume	Finals	Cume
209	Jonathan Justin Ipe	Stockdale HS	7 6 7 556 466 775	15				
229	Yasha Kharrati	The Bishop's School	5 7 5 545 567 762	15				
222	Lilyan Opal Poquette	Turlock HS	4 6 4 164 774 165	13				
242	Miles Oliver Morton	Valley International Prep	1 1 2 312 312 214	4	4 5 4 4	16	5 5 2 4 1 1	32
243	Judah Feig	Valley International Prep	5 6 7 554 654 777	15				
244	Daniel Timor	Valley International Prep	1 2 1 211 262 133	4	6 4 6 6 1	15	2 6 5 6 3 3	35
230	Savannah Starr	West Torrance HS	7 6 7 657 746 776	15				
231	Uzair Pasta	West Torrance HS	7 7 5 765 767 772	15				
232	Daibik Chakraborty	West Torrance HS	6 6 5 767 645 365	15				
204	Ruby Marsh	Westridge School	1 1 6 312 121 535	7	5 4 6 6 1	18		

4th

5th

# International Extemp

# 2019 CHSSA State Tournament

Code	Name	School	Prelims	Cume	Semis	Cume	Finals	Cume
106	Jaylen Luc	Alhambra HS	4 1 7 624 213 444	10				
121	Daniel Kim	Archbishop Mitty HS	1 1 1 411 221 311	3	6 3 3	14		
122	Eshan Gupta	Archbishop Mitty HS	2 3 1 314 332 112	6	1 4 6 6	17		
123	Roshni Varma	Archbishop Mitty HS	1 1 4 211 111 541	6	6 6 6	21		
135	Lauren Adams	Bakersfield HS	2 7 3 422 575 233	10				
128	Anuj Kothari	Bellarmino College Prep	2 3 3 152 334 225	8				
129	Abhishek Rengarajan	Bellarmino College Prep	2 3 1 213 423 411	6	4 5 4	19		
155	Leonardo King Yniguez	Bonita Vista HS	6 5 5 467 654 554	15				
136	Jared Hoffart	Buhach Colony HS	7 6 5 576 665 267	15				
137	Anastasia Bates	Bullard HS	6 6 7 675 666 777	15				
124	Arjun R Venkatesh	Carlsbad HS	4 5 1 244 446 321	10				
125	Rohan Bora	Carlsbad HS	1 2 4 241 232 543	7	5 6 5	21		
126	Priyesh Prakash	Carlsbad HS	5 6 4 752 357 543	14				
127	Swathy Natarajan	Carlsbad HS	3 3 3 134 134 242	9				
147	Benjamin Huang	Claremont HS	5 6 5 446 664 554	15				
148	Kamran Sheriff	Claremont HS	6 6 7 756 645 775	15				
149	Solomon Kim	Crescenta Valley HS	1 4 3 231 662 713	8	1 1 1	11	1 1 3 2 5 6	26
140	Sarah Hager	Culver City HS	7 7 6 667 577 574	15				
115	Gabe Lee	Dougherty Valley HS	2 2 2 412 313 153	6	5 3 1	14	7 5 7 7 7 7	47
116	Sanjana Ranganathan	Dougherty Valley HS	4 3 1 443 262 322	8				
117	Max Yinan Zhang	Dougherty Valley HS	1 1 4 213 113 725	6	2 4 6	18		
118	Rohit Srinivas	Dougherty Valley HS	6 5 6 665 476 656	15				
119	Gautham Sudhakar	Dougherty Valley HS	5 5 6 573 564 645	15				

2nd

7th

# International Extemp

# 2019 CHSSA State Tournament

Code	Name	School	Prelims	Cume	Semis	Cume	Finals	Cume
120	Bella Hung	Dougherty Valley HS	1 2 3 221 125 336	6	4 5 4 4	18		
134	Joshua Park	Fullerton Union HS	3 4 6 324 344 466	12				
138	Serkan Tan	Fullerton Union HS	7 5 7 777-1-1 777	15				
102	SV3 Villescascas	Gabrielino HS	7 5 4 576 545 235	14				
151	Cassidy Sarah Dalva	Granada Hills Charter High	3 4 2 331 441 172	9				
152	Megha Jain	Granada Hills Charter High	1 1 3 131 231 323	5	6 2 1	13	5 7 6 3 4	38
130	Alejandro Manuel Alvarez	Granite Bay HS	2 4 6 133 525 665	11				
132	Suraj Parikh	Granite Bay HS	8 5 7 677 545 566	15				
156	Tiburon Batriedo	Granite Bay HS	8 5 4 776 744 445	14				
110	Nick Panyanouvong	James Enochs HS	3 4 1 153 434 512	8				
145	Carlos Campos	Leuzinger HS	7 7 6 767 777 666	15				
146	Ismael Cervantez	Leuzinger HS	5 6 5 646 656 661	15				
139	James Hu	Mira Loma HS	3 2 1 323 312 121	6	2 4 5	17		
112	Grace Elizabeth Barmmer	Miramonte HS	1 3 4 122 233 257	8	3 1 2	14	2 3 3 1 1	24
113	Leo Joseph Naylor	Miramonte HS	4 4 4 345 156 336	12				
114	Jackson F Blazona	Miramonte HS	2 3 2 242 521 133	7	3 2 2	14	6 6 5 6 2	39
107	Aman Desai	Monta Vista HS	4 1 3 426 411 324	8	4 5 6 4	21		
101	Rubin Roy	Monte Vista HS	5 1 2 535 111 231	8	3 1 2	14	4 2 2 2 5	28
103	Vishnu Pratik Vennelakanti	Mountain House	6 4 2 566 462 153	11				
105	Sameh Rida Shaikh	Mountain House	6 5 6 757 356 665	15				
104	Xchel Ramos	Narbonne HS	7 7 4 777 777 426	14				
141	Matthew Kim (drop)	North Hollywood HS	5 5 754-1-1					
150	Alexander Fu	Northwood HS	6 5 7 655-1-1 777	15				

5th

1st

6th

3rd

# International Extemp

# 2019 CHSSA State Tournament

Code	Name	School	Prelims	Cume	Semis	Cume	Finals	Cume
131	Nikitha Kalahasti	Presentation HS	3 2 2 612 621 212	7	5 3 3	18		
153	Gloria Baroi	Redlands HS	4 3 5 454 236 454	12				
154	Shantinu Shinha	Redlands HS	5 6 6 563 566 357	15				
111	Tiberius Hernandez	Stockdale HS	3 6 6 314 755 466	13				
133	Ishaan Singh Brar	Stockdale HS	6 7 7 565 757 777	15				
142	Alec John Boulton	Valley International Prep	7 2 2 367 223 412	9				
143	Jackson Loze	Valley International Prep	3 2 2 125 142 132	7	2 6 5	19		
144	River Simard	Valley International Prep	2 2 4 132 323 614	8				
108	Rachel Harris	Westridge School	4 4 5 531 452 644	13				
109	Hattie Bilson	Westridge School	4 1 1 345 113 131	6	1 2 3	13	3 4 4 4 3	31

4th

# Expository

# 2019 CHSSA State Tournament

Code	Name	School	Prelims	Cume	Semis	Cume	Finals	Cume	
319	Jasmine Yee	Archbishop Mitty HS	1 1 3 111 161 522	5	2 3 2 1	11	4 4 5 4 6	34	5th
320	Sarah Yum	Archbishop Mitty HS	6 4 3 665 253 352	12					
321	Kritika Yerrapotu	Archbishop Mitty HS	1 1 1 116 411 311	3	3 3 3	12	3 1 1 5 2	24	2nd
323	Sahil Vishwajit Saoji	Bellarmino College Prep	2 4 3 413 244 362	9	2 3 1 5	18			
329	Joseph Casey	Bonita Vista HS	4 3 1 633 622 151	8	3 4 3 4	19			
330	Katherine Neuner	Bonita Vista HS	2 3 3 431 324 541	8	2 2 5	17			
333	Charlie Isabella Baines	Bullard HS	5 6 5 537 667 544	15					
322	Katie Ambo	Carlsbad HS	7 5 6 756 444 565	15					
355	Tanya Edquist	Carlsbad HS	7 4 2 746 344 231	11					
351	David Manuel Torres	Chaminade College Prep	5 6 5 256 366 616	15					
301	Christina Fuller	Chowchilla HS	6 5 7 574 734 777	15					
302	Ashley Serna-Tellez	Chowchilla HS	6 8 8 667 777 777	15					
345	Avery Carroll	Claremont HS	4 2 6 652 513 646	11					
346	Jannelle Liu	Claremont HS	3 4 6 423 533 666	12					
347	Charlie Warren	Claremont HS	7 7 7 775 775 777	15					
348	Sherry Xiao	Claremont HS	6 2 6 367 132 546	12					
356	Jayna Gerstein	Claremont HS	7 7 7 777 777 777	15					
325	Priya Khandelwal	Del Norte HS	4 5 1 344 452 214	10					
317	Shannon Zheng	Dougherty Valley HS	4 4 3 344 434 143	11					
318	Puja Oak	Dougherty Valley HS	7 4 6 777 552 445	14					
304	Zoe Jane Hilton	Edison-Computech HS	7 7 7 775 777 777	15					
328	Gabrielle Elizabeth Platon	Fullerton Union HS	1 1 1 212 133 112	3	4 1 5 6	14	6 2 6 7 5	41	6th
305	Sarah Vuong	Gabrielino HS	4 2 2 154 251 321	8	3 2 4 4	18			

# Expository

# 2019 CHSSA State Tournament

Code	Name	School	Prelims	Cume	Semis	Cume	Finals	Cume	Rank
306	Bai Felicia Tang	Gabrielino HS	2 1 1 242 221 111	4	1 1 1	7	5 3 2 1 1	19	1st
307	Kayla Tran	Gabrielino HS	1 1 2 221 341 224	4	6 6 6	18			
308	Lauren Hamamoto	Gabrielino HS	1 1 1 111 113 312	3	2 2 1	8	2 5 4 3 4	25	3rd
309	Kelli Ong	Gabrielino HS	3 5 3 252 255 342	11					
349	Diego Borgsdorf	Granada Hills Charter High	3 3 4 541 333 451	10					
350	Sarah Shapiro	Granada Hills Charter High	2 2 5 221 321 625	9	5 5 2	21			
324	Andrea Wan	Granite Bay HS	6 7 4 656 376 474	14					
331	J.D. Hopper	Helix Charter HS	4 3 3 452 243 432	10					
332	Nathan Nguyen	Helix Charter HS	4 5 4 364 424 463	13					
326	Vivitsaa Dhakal	James Logan HS	2 5 3 342 254 353	10					
327	Rithika Vatturi	James Logan HS	3 6 2 137 555 234	10					
337	Baoviet Nguyen	Leland HS	1 1 1 113 112 112	3	1 1 3	8	7 7 7 6 7	41	7th
338	Joanna Yang Bi	Leland HS	1 4 5 112 713 554	10	5 5 2	22			
313	Frederick Alexander Meckes	Miramonte HS	1 2 1 112 521 121	4	4 4 5	16	1 6 3 2 3	32	4th
314	Sydney Heim	Miramonte HS	3 7 4 533 666 263	12					
315	Keira Taylor	Miramonte HS	7 6 6 775 665 665	15					
316	Emma Colette MacKenzie	Miramonte HS	5 5 7 626 727 757	15					
303	Darshan Vijaykumar	Modesto High	3 3 6 425 252 665	11					
353	Rachel Thompson	Modesto High	5 5 6 527 467 635	15					
311	Edrea Low	Mountain House	6 1 4 625 116 533	10					
310	Sophia Barwegen	Notre Dame San Jose	3 6 5 433 567 526	13					
352	Jaxon Quinn Tee Sy	Orosi HS	5 7 7 545 775 777	15					
343	Skylar McVicar	Palos Verdes HS	4 7 6 274 676 665	14					

# Expository

# 2019 CHSSA State Tournament

Code	Name	School	Prelims	Cume	Semis	Cume	Finals	Cume
354	Daniel Sul	Redlands HS	6 6 7 466 666 777	15				
344	Joanna Veres	Saugus HS	2 3 2 333 135 126	7	6 6 4 3	19		
341	Annie Chen	South High	2 8 3 421 675 233	10				
342	Caleb Ma	South High	5 5 5 365 545 454	15				
312	Ava Rothenberg	The Archer School for Girls	2 3 3 234 632 153	8	4 5 6 4	21		
339	Julia Duva	Valley International Prep	6 5 4 554 446 435	14				
340	Rushikesh Yogesh Pande	West Ranch HS	6 2 3 563 341 226	10				
334	Mark Mikityuk	Woodcreek HS	3 2 4 641 127 444	9	6 6 6 6	24		
335	Adithi Rao	Woodcreek HS	6 2 2 366 512 213	9	5 5 6 2	21		
336	Jake Van Leerdam	Woodcreek HS	7 4 5 777 416 336	14				

# Oratorical Interp

# 2019 CHSSA State Tournament

Code	Name	School	Prelims	Cume	Semis	Cume	Finals	Cume	Rank
1106	Nam H. Nguyen	Alhambra HS	3 1 3 334 112 512	7	1 1 3 1	12	3 3 1 3 1 2	24	1st
1108	Kanchan Kaur	Arcadia HS	1 3 8 211 153 656	9	1 1 3 1	14	7 7 7 7 5 5	45	7th
1109	Lawrence Sung	Arcadia HS	7 6 7 766 746 357	15					
1113	Rose Rocco	Arroyo HS	5 1 4 652 132 527	10					
1145	Jacqueline Aristondo	Bert Corona Charter HS	1 4 1 331 623 122	6	5 7 4 7	20			
1127	Carlos Ramos-Medina	Bonita Vista HS	6 3 6 574 417 566	13					
1155	Katelyn Suzanne Miller	Carter HS	4 7 5 354 477 754	14					
1101	Jennifer Lugo	Chowchilla HS	5 7 5 354 666 662	15					
1137	Anshul Narain	Clovis North HS	3 2 1 622 531 212	6	5 2 1 2	14	5 6 4 5 4 1	35	5th
1114	Ashwathi Ramaprasad Nair	Dougherty Valley HS	2 6 2 243 754 431	9					
1150	Angel Wang	Fullerton Union HS	6 7 6 465 665 477	15					
1103	Cassidy Do	Gabrielino HS	2 6 4 127 773 626	11					
1104	Megan Chan	Gabrielino HS	8 3 4 577 242 343	12					
1128	Jonah Leota	Helix Charter HS	2 1 3 271 213 343	6	3 3 2 3	14	4 4 4 6 3 4	35	4th
1129	Jasper Monteith	Helix Charter HS	1 2 2 131 213 243	5	4 5 4 6	18			
1130	Eileen Diaz	Helix Charter HS	1 2 1 411 271 141	4	3 1 1 1	9	6 2 4 6 3	30	3rd
1131	Anushka Sanyal	Homestead HS	3 5 5 315 454 651	13					
1111	Logan Currin	James Enochs HS	4 4 2 451 714 341	10					
1119	Ajani Delane Byrd	James Logan HS	6 4 4 536 625 514	13					
1120	Anokhi Itchhaporla	James Logan HS	2 4 2 215 425 215	8	6 5 5 2	20			
1121	Wisdom Kunitz	James Logan HS	2 3 3 333 333 315	8	6 4 6 2	20			
1122	Shaun Elliot Ross	James Logan HS	4 2 3 425 331 322	9					
1123	Paul Skee Ruma	James Logan HS	7 3 7 656 315 755	13					



# Oratorical Interp

# 2019 CHSSA State Tournament

Code	Name	School	Prelims	Cume	Semis	Cume	Finals	Cume
1124	Ramanjot Singh	James Logan HS	4 1 4 473 122 524	9				
1136	Kathleen Spears	Leland HS	4 3 3 176 432 362	10				
1132	Isac Dauenhauer	Lemoore HS	5 3 6 662 164 464	13				
1133	Todd Johnson	Lemoore HS	5 7 7 572 777 777	15				
1134	Holden Knupp	Lemoore HS	2 1 2 123 131 231	5	2 2 1 4	12	2 1 2 2 6	25
1135	Sophia Millet	Lemoore HS	6 6 7 546 774 676	15				
1116	Evan Morgan Fine	Los Altos HS	7 5 6 765 276 654	15				
1156	Matthew Rex DeLong	Mater Dei HS	5 6 5 725 565 627	15				
1141	Sarabaesh Srikumar	Mira Loma HS	2 1 7 152 116 775	8	2 3 2 5	17		
1112	Jacqueline Yuke	Miramonte HS	6 4 7 456 552 475	14				
1126	Rohini Singh	Mission San Jose HS	6 3 5 746 423 547	13				
1125	Cipriana Rodriguez	Mission Vista HS	2 1 3 143 221 136	6	2 3 4 4	16	1 5 4 1 7 7	37
1102	Michael Thompson	Modesto High	3 5 4 524 635 464	12				
1148	India Gould	Monroe HS	4 4 2 744 335 223	10				
1110	Amrita Rajan	Monta Vista HS	3 2 1 217 213 114	6	3 4 6 3	17		
1105	Onyekachi Akubue	Narbonne HS	4 4 2 443 245 731	10				
1149	Ria Chawla	Northwood HS	4 7 6 345 667 566	14				
1115	Isabel Armstrong	Palo Alto HS	1 2 6 211 321 473	8	1 2 6 3	17		
1107	Jeannie Benedict	Peninsula HS	5 6 4 463 557 434	14				
1152	Pranav Madabushi	Redlands HS	7 7 5 667 666 376	15				
1153	Amanda Macalaguang	Redlands HS	7 3 7 747 541 557	13				
1154	George Joseph Ebrahim	Redlands HS	7 4 5 556 752 735	14				
1146	Henry Parker Elder	Sherman Oaks Center for Enriched	1 1 1 211 421 131	3	5 6 5 6	18		

2nd

6th

# Oratorical Interp

# 2019 CHSSA State Tournament

Code	Name	School	Prelims	Cume	Semis	Cume	Finals	Cume
1147	Jennifer Kim	South High	6 5 5 774 644 772	15				
1138	Natalie Hopkins	St. Francis Catholic HS	1 5 3 127 356 146	9	4 5 4 5	22		
1139	Gabriella Frisch	St. Francis Catholic HS	3 2 2 733 142 213	7	5 4 2 5	19		
1140	Ava Schaedler	St. Francis Catholic HS	3 7 6 532 777 647	13				
1117	Katie Dahlgren	Turlock HS	2 7 3 612 567 252	10				
1142	Chris Ahmed	Valley International Prep	6 4 1 265 444 215	10				
1143	David Mayzenberg	Valley International Prep	5 6 1 632 566 131	11				
1144	Isabella Jahrmarkt	Valley International Prep	2 5 1 127 354 123	8	6 6 5 4	22		
1118	Julia Traub	West Torrance HS	5 6 5 377 376 465	15				
1151	Ishan Saxena	Western Christian HS	7 5 6 664 547 763	15				

# Program Oral Interp

# 2019 CHSSA State Tournament

Code	Name	School	Prelims	Cume	Semis	Cume	Finals	Cume
754	Megan Pham	Arcadia HS	3 6 6 253 647 276	13				
716	Conor Sherry	Archbishop Mitty HS	1 1 1 111 611 111	3	4 3 4 4 1	12	7 1 2 1 2 3	26
717	Shanaya Sales	Archbishop Mitty HS	3 2 1 253 321 121	6	6 3 2 5	18		
718	Aneri Bhatt	Archbishop Mitty HS	1 2 2 411 351 222	5	6 4 3 4	17		
719	Gabrielle Rivera	Archbishop Mitty HS	3 4 6 513 425 666	12				
733	Riley Dison	Bakersfield HS	4 2 3 442 431 417	9				
720	Aly Sutherland	Carlsbad HS	4 4 5 334 452 355	13				
721	Annaliese Bunchman	Carlsbad HS	3 5 4 432 552 514	12				
750	Clarissa Breard	Chaminade College Prep	7 7 6 777 776 657	15				
748	Siddarth Gummadi	Claremont HS	6 4 2 676 642 212	11				
740	Zofia Trexler	Clovis North HS	5 7 7 -1-1 777 777	15				
709	Elaje Lopez	Davis HS	5 4 4 365 443 444	13				
715	Leah Ann John (drop)	Dougherty Valley HS	2 5 142-1-11					
736	Aaron Moore	El Cerrito High	2 4 5 127 244 544	11				
741	Madigan Skipper	El Dorado HS	5 7 6 625 774 566	15				
729	Kennedy Hetts	Fullerton Union HS	6 5 5 565 645 636	15				
730	Cordelia H Tran	Fullerton Union HS	2 1 2 611 411 251	5	1 2 1 5	12	2 4 3 2 6 2	28
731	America Mendel	Fullerton Union HS	6 7 6 656 777 666	15				
732	Hana Kim	Fullerton Union HS	5 6 5 537 534 455	15				
702	Alex Is Lay	Gabrielino HS	5 4 6 545 523 764	14				
703	Raquel Chavez	Gabrielino HS	1 2 3 231 122 344	6	2 5 5 6	18		
704	Melanie Hsiang	Gabrielino HS	2 1 2 322 131 141	5	2 4 3 5	15	5 3 4 3 3 5	34
734	Owen Dahlkamp	Helix Charter HS	6 4 3 664 263 413	12				

2nd

3rd

4th

# Program Oral Interp

# 2019 CHSSA State Tournament

Code	Name	School	Prelims	Cume	Semis	Cume	Finals	Cume
735	Elaine Alfaro	Helix Charter HS	6 1 3 354 132 326	9	2 2 5 1	17		
713	Maddie Kopecki	James Enochs HS	6 6 5 566 556 626	15				
714	Noah Kopecki	James Enochs HS	7 6 6 775 674 465	15				
725	Rhea Grover	James Logan HS	1 1 3 111 124 523	5	1 2 2 6	13	3 5 5 6 7 4	38
726	Sydney Bayley Le	James Logan HS	2 1 1 251 212 151	4	4 6 6 6	18		
727	Megan Le	James Logan HS	6 4 3 565 347 372	12				
728	Kelly Mok	James Logan HS	4 3 1 345 327 212	8	5 6 6 3	21		
739	Mobina Riazi	La Costa Canyon HS	4 1 4 444 211 334	9	3 1 1 2	15	6 6 7 7 4 6	44
737	Devin Sze	Leland HS	5 2 2 562 125 232	9				
738	Parker Joelle Beyersdoerfer	Leland HS	3 3 2 314 324 325	8	5 6 5 4	22		
708	Eesha Moona	Monta Vista HS	3 3 1 233 334 143	7	4 3 4 2	17		
701	Zaid Fattah	Monte Vista HS	1 2 3 121 213 413	6	3 1 2 1	12	4 7 6 4 5 7	39
705	Donia Ghaith	Mountain House	4 6 4 326 666 742	13				
706	Evelyn De La Cruz	Narbonne HS	7 6 7 777 566 777	15				
707	Gaurangi Pradhan	Narbonne HS	5 5 4 673 552 553	14				
751	Destidy Perez	Orosi HS	7 6 6 757 666 737	15				
752	Nidhi Kejriwal	Redlands HS	7 3 5 466 233 635	13				
753	Sagarika Naga Chidella	Redlands HS	6 5 7 454 555 766	15				
723	Megan Pacudan	Sanger HS	6 5 4 745 436 644	14				
724	Sophie Thao	Sanger HS	3 4 4 236 415 553	11				
747	Ashley Calkins	Saugus HS	7 5 7 777 265 477	15				
712	Elannah De La O	Sonoma Academy	4 1 2 544 116 242	7	6 5 6 3	20		
746	Olivia Penland	South High	4 5 5 454 774 534	14				

5th

7th

6th

# Program Oral Interp

# 2019 CHSSA State Tournament

Code	Name	School	Prelims	Cume	Semis	Cume	Finals	Cume
756	Vandita Gorla	Stockdale HS	7 7 7 676 777 777	15				
749	Nikki Solanki	The Harker School	2 3 1 213 315 111	6	1 1 3	11	1 2 5 1 1	21
742	Alyssa Fu	University HS	1 4 4 121 447 175	9				
743	Rachel Bean	Valley International Prep	6 3 2 666 133 332	10				
744	Jacob Parker Keer	Valley International Prep	2 4 1 432 363 131	7	3 5 7 7	20		
745	Catherine Julianna Lake	Valley International Prep	3 7 3 233 556 523	11				
710	Lily Nelson	Westridge School	1 2 1 123 251 321	4	5 4 4	17		
711	Simone Kang	Westridge School	2 2 7 312 143 465	9				
755	Juliana Fong	Westridge School	1 5 5 122 762 255	11				
722	Chloe Banaag	Yucaipa HS	5 7 7 747 665 663	15				

1st

# Humorous Interp

# 2019 CHSSA State Tournament

Code	Name	School	Prelims	Cume	Semis	Cume	Finals	Cume
609	Andrew Li	Arcadia HS	2 1 1 113 211 131	4	6 3 3	15	5 6 6 5 3	40
614	Devin Makhni	Archbishop Mitty HS	1 2 1 331 731 113	4	4 5 5	16		
615	Julian Sanghvi	Archbishop Mitty HS	1 6 6 113 277 255	11				
616	Sameer Keswani	Archbishop Mitty HS	5 5 3 436 725 415	13				
617	Nicholas Maranowski	Archbishop Mitty HS	2 6 5 225 576 444	12				
618	Sebastian Young	Archbishop Mitty HS	1 2 4 111 622 525	7	4 5 5	21		
631	Ethan Wilmot	Bakersfield HS	5 6 2 167 556 126	12				
619	Pajaka Lakshmin	Carlsbad HS	7 3 5 666 514 255	13				
613	Sruthi Gade	Dougherty Valley HS	2 2 3 241 214 741	7	3 6 5	20		
602	Gabriel Camarillo	Edison-Computech HS	4 6 8 562 565 567	14				
639	Emmett Wilson	El Dorado HS	4 3 2 733 144 421	9	1 2 6	17		
628	Elias Andrew Guzman	Fullerton Union HS	3 3 3 432 234 337	9				
629	Stone Sheridan	Fullerton Union HS	2 4 2 471 372 326	8	6 6 6	23		
638	Moises Arceo	Fullerton Union HS	2 3 5 227 416 534	10				
603	Thien X Le	Gabrielino HS	4 5 5 225 652 167	14				
604	Andrew Do	Gabrielino HS	1 1 2 112 111 231	4	5 4 3 3	15	7 5 7 7 5	41
605	Joan Ov Tran	Gabrielino HS	6 4 4 536 345 254	13				
606	Benicio Corona De Flores	Gabrielino HS	5 7 6 662 544 464	15				
647	Sahar Dabirian	Granada Hills Charter High	5 4 7 553 344 775	14				
621	Sriyanka Mandava	Granite Bay HS	4 6 4 354 555 643	13				
653	Faraaz Godil	Granite Bay HS	5 7 4 647 767 651	14				
634	Luke Babbitt	Helix Charter HS	2 3 1 321 423 111	6	6 4 1	17		
635	Rachael Sharp	Helix Charter HS	4 6 4 426 576 354	13				

6th

7th

# Humorous Interp

# 2019 CHSSA State Tournament

Code	Name	School	Prelims	Cume	Semis	Cume	Finals	Cume	
636	Jackie Hammack	Helix Charter HS	7 4 6 777 435 676	14					
610	Matt Alingog	James Enochs HS	3 6 4 541 656 374	12					
623	Nupur Agarwal	James Logan HS	6 2 6 573 232 366	12					
624	Anmol Bhide	James Logan HS	1 2 5 612 251 643	8	2 3 5 4	19			
625	Peter Nguyen Le	James Logan HS	2 2 2 331 421 217	6	2 2 4 2	14	1 7 4 3 6 6	37	5th
626	Akram Nour	James Logan HS	4 1 1 346 213 122	6	1 1 1	9	2 1 1 1 1 2	16	1st
627	Nikita Pratap	James Logan HS	5 4 4 527 533 462	13					
637	Lauren Walton	Lemoore HS	6 7 5 664 667 545	15					
612	Madison Marie Peters	Miramonte HS	1 3 3 112 442 332	7	3 3 2 4	16	3 4 3 4 4 4	35	3rd
633	Tavish Mohanti	Mission San Jose HS	6 3 1 474 174 212	9	2 4 5 4	20			
655	Samir Banerjee	Mission San Jose HS	2 1 1 112 112 114	4	6 6 5 3	17			
630	Sean Conley	Mission Vista HS	4 4 1 451 615 121	9	1 1 1	12	6 3 5 3 7	36	4th
632	Marco Carrasco	Mission Vista HS	6 5 4 456 425 245	14					
644	Alliyah Baldwin	Monroe HS	3 6 7 633 376 755	13					
645	Itzel Hernandez	Monroe HS	5 5 3 355 763 532	13					
601	Christina Kim	Monte Vista HS	6 4 2 565 462 252	11					
607	Avani Maddipatla	Mountain House	3 5 7 523 245 767	13					
608	Vishnu Matta	Mountain House	7 1 4 754 323 533	10					
620	Mohaned Ali	Mountain House	4 2 3 452 132 614	9	3 1 3	16	4 2 2 7 2 1	32	2nd
646	Snigdha Maddula	Northwood HS	7 7 5 776 766 773	15					
648	Alexandre Widman	Orosi HS	5 1 1 354 141 323	7	5 5 2 6	19			
611	Carter Hill	Ponderosa HS	2 4 4 215 443 363	10					
649	Bianaca Garibay	Redlands HS	2 4 4 225 156 551	10					

# Humorous Interp

# 2019 CHSSA State Tournament

Code	Name	School	Prelims	Cume	Semis	Cume	Finals	Cume
650	Rohan Kubba	Redlands HS	5 5 3 644 337 623	13				
651	Isaac Stephen Chettiath	Redlands HS	7 7 7 774 657 476	15				
652	Hamzah Bashir	Redlands HS	5 6 3 266 354 642	13				
643	Teagan Hart	South High	3 3 5 343 623-111	11				
654	Kelli Chong	Torrance HS	7 6 6 777 777 476	15				
656	Ami Yamamoto	Torrance HS	7 7 7 777 767 777	15				
640	Annabella Fuller	Valley International Prep	6 1 6 665 171 646	11				
641	Maebel Adela Rayner	Valley International Prep	3 3 7 147 323 467	11				
642	Gabe Shalom Grodan	Valley International Prep	3 2 2 234 731 512	7	4 2 4 2	17		
622	Hannah Logo	West Torrance HS	7 7 6 745 667 736	15				



# Dramatic Interp

# 2019 CHSSA State Tournament

Code	Name	School	Prelims	Cume	Semis	Cume	Finals	Cume
511	Austin K Chan	Alhambra HS	6 2 3 563 153 362	10				
515	Jacob Ledger	Archbishop Mitty HS	3 1 1 146 311 141	5	2 2 1 3	11	2 5 1 1 3 3	25
516	Olivia Cookman	Archbishop Mitty HS	6 5 5 457 437 561	15				
517	Isabella Nicoletti	Archbishop Mitty HS	2 3 1 227 362 511	6	5 6 6 3	19		
518	Ines Ben Makhlouf	Archbishop Mitty HS	4 3 2 626 342 322	9	4 6 6 4	22		
510	Adia Leann Nelson	Bear Creek H.S.	4 6 4 275 756 374	13				
519	Atiana Novikoff	Carlsbad HS	2 1 1 331 116 113	4	6 4 3 4	16		
520	Jordan Valverde	Carlsbad HS	4 5 4 453 544 245	13				
554	Sophie Rivasplata	Claremont HS	4 5 3 661 166 641	12				
530	Khalil Ahmed	Cypress HS	4 3 2 535 432 243	9	6 6 4 6	23		
513	Cedric Hughes	Davis HS	3 2 3 424 523 632	8	6 5 5 2	20		
504	Trinity K Mikel	Edison-Computech HS	5 2 2 472 323 512	9	1 1 3 2	15	3 7 7 3 6 7	41
555	Devyn Mariah Barram	El Cerrito High	4 6 6 347 552 737	14				
528	Zachariah Juarez	Fullerton Union HS	4 2 6 433 421 563	11				
529	Rochelle Tran	Fullerton Union HS	7 7 7 756 767 775	15				
505	Jaycob Wah HEE KNEE ho oh Kai	Gabrielino HS	1 1 1 211 111 115	3	2 1 1 4	10	1 4 3 6 1 5	27
507	Trisha Tanaka	Gabrielino HS	3 3 8 344 462 455	11				
508	Bianca Kielty	Gabrielino HS	7 6 4 764 667 464	14				
545	Sarina Fereydooni	Granada Hills Charter High	4 2 5 242 233 734	11				
531	Lucas Osborn	Helix Charter HS	1 6 7 211 455 656	11				
532	Ashley Simmons	Helix Charter HS	3 7 1 315 577 143	9	1 2 3 6	18		
533	Danika Zikas	Helix Charter HS	6 6 4 736 565 616	14				
548	Christianne Tubola	Immaculate Heart HS	5 7 5 474 775 276	15				

1st

7th

2nd

# Dramatic Interp

# 2019 CHSSA State Tournament

Code	Name	School	Prelims	Cume	Semis	Cume	Finals	Cume
552	Kathleen Villaruz	Immaculate Heart HS	6 7 7 573 775 777	15				
514	Nicole Gomez Garcia	James Enochs HS	7 5 3 775 277 324	13				
556	Emma Sarai Lopez	James Enochs HS	6 6 7 773 377 367	15				
524	Dillon Tyler Goulart	James Logan HS	2 7 5 122 646 635	12				
525	Kenneth Herbert Jackson	James Logan HS	4 7 3 237 746 522	12				
526	Gabrielyn Kieh	James Logan HS	1 2 1 112 123 111	4	4 3 4 4 1	13	6 2 2 5 2 1	29
527	Evelyn Kuo	James Logan HS	4 2 6 245 313 436	11				
506	Katy Kragel	John F Kennedy HS	6 4 4 564 623 524	13				
537	Yagmur Oner	Leland HS	2 1 2 712 111 251	5	2 3 4 5	16		
535	Kylie McCord	Lemoore HS	2 5 4 161 454 167	11				
536	Gage Teller-Brawley	Lemoore HS	3 3 5 353 714 453	11				
501	Shanmugesh Raja	Monte Vista HS	2 1 1 711 311 117	4	6 2 1 1	11	5 6 4 2 4 4	32
502	Alan Chen	Monte Vista HS	1 1 2 151 111 422	4	1 1 2 1	8	7 1 6 7 7 2	32
503	Muskaan Gupta	Monte Vista HS	7 5 7 647 445 455	15				
509	Gherabel Matlal	Narbonne HS	5 2 5 376 234 715	12				
546	Yessenia Sanchez	Orosi HS	6 2 6 275 223 356	12				
547	Erick Lua Manzo	Orosi HS	6 7 4 654 637 772	14				
544	Sarah Chittle	Poway HS	7 4 4 654 235 443	13				
522	Anisha Reimert	Presentation HS	1 3 1 123 235 122	5	3 3 5 2	15	4 3 5 4 5 6	37
549	Keona Winkler	Redlands HS	7 4 5 467 526 663	14				
550	Mathias Quilon	Redlands HS	7 1 2 767 221 371	8	5 5 6 4	22		
551	Samantha Quilon	Redlands HS	6 5 6 436 671 546	15				
523	Amulya Aditham	Saint Francis HS	2 5 6 322 646 465	12				

3rd

4th

5th

6th

# Dramatic Interp

# 2019 CHSSA State Tournament

Code	Name	School	Prelims	Cume	Semis	Cume	Finals	Cume
538	Calvin Ryan	San Marino HS	7 3 6 545 632 634	13				
543	Aileen Leon	Schurr HS	3 3 6 327 642 737	11				
553	Shenba Vairavan	Sierra Canyon	6 4 3 546 364 244	12				
512	Kylie Chryss-Connell	The Archer School for Girls	4 5 5 614 444 537	14				
521	Abigail Haggstrom	Turlock HS	7 7 4 653 775 353	14				
539	Astaria Dayne	Valley International Prep	1 4 3 112 154 251	8	4 4 3 5	20		
540	Audrey Lesser	Valley International Prep	8 4 7 566 256 677	14				
541	Callie Louise LaVanway	Valley International Prep	2 6 3 132 554 226	10	3 4 2 5	20		
542	Camille Blanco	West Ranch HS	1 5 2 521 562 224	8	3 5 5 6	21		
534	Emily Shearon	Woodcreek HS	4 7 7 635 777 776	14				

# Duo Interp

# 2019 CHSSA State Tournament

Code	Name	School	Prelims	Cume	Semis	Cume	Finals	Cume	
1349	Noah Anderson Eloise McLeod	Antelope HS	3 7 7 335 777 764	13					
1309	Nicholas Huang Christian Lowe	Arcadia HS	1 7 2 132 777 332	8	6 5 1 5	19			
1314	Naman Dandia Daniel Edmunds	Archbishop Mitty HS	1 1 1 111 123 111	3	2 1 4 1	10	1 1 1 1 2 2	17	1st
1308	Lauren Oaks Alisa Alstrip	Bear Creek H.S.	4 4 2 353 416 722	10					
1342	Dolores Soto Isaiah Garcia	Bert Corona Charter HS	7 5 6 577 726 377	15					
1347	Yevangelina Poghosyan Katherine Baker	Burbank HS	6 7 7 457 777 656	15					
1327	Niah Nicole Handy Natsumi Ruiz	Cajon HS	3 3 6 137 253 546	11					
1316	Sofia Charvel Isabella Woulfe	Carlsbad HS	7 5 2 475 634 151	12					
1338	Melissa Hickey Samantha S. Hickey	Clovis North HS	3 5 5 373 444 572	13					
1301	Nicholas Doris Emma Grace Pitcher	Edison-Computech HS	7 7 6 754 657 456	15					
1315	Haley Lorenz Rachel Taylor Survilas	El Camino HS	7 6 5 657 556 365	15					
1332	Rosalie Zuckermann Isabella Rossi	El Cerrito High	5 5 6 544 255 635	15					
1324	Sydney Marie Basham Lauren Emily Wright	Fullerton Union HS	3 2 4 137 226 166	9					
1325	Dalia Eldjoundi Maggie Kelly	Fullerton Union HS	6 7 6 765 775 467	15					
1302	Khin Han Jaden Raymundo	Gabrielino HS	5 2 1 527 511 212	8	1 4 6 4	18			
1303	Vincent DeMarco Kary me Pena	Gabrielino HS	2 6 3 422 563 362	10					
1304	Alex Lai Geraldine Ly	Gabrielino HS	2 4 1 272 363 132	7	4 6 6 5	21			
1305	Gabe Greg Pena Blu Lua	Gabrielino HS	5 1 3 544 121 233	9	3 3 1 6	18			
1317	Shreya Nagunuri Easha Narayanan	Granite Bay HS	5 3 4 674 326 544	12					
1356	Hashim Baig Feras Elsherif	Granite Bay HS	7 7 7 677 777 777	15					
1330	Shane Robles Will Harris	Helix Charter HS	4 3 1 146 155 111	8	1 3 5 3	17	3 2 2 3 6	33	3rd
1331	Eva Anderson Blake Tannehill	Helix Charter HS	2 1 2 613 111 143	5	5 2 2 2	14	6 6 6 5 6 5	42	7th
1312	Alexer Asuncion Benjamin Nguyen Sollitt	James Enochs HS	3 4 3 642 453 316	10					

# Duo Interp

# 2019 CHSSA State Tournament

Code	Name	School	Prelims	Cume	Semis	Cume	Finals	Cume	
1319	Binyam Yohanes abraha Marcus Anthony Williams	James Logan HS	3 3 3 415 342 234	9					
1320	Justin Chen Xiran Grace Fang	James Logan HS	4 1 4 452 111 534	9	4 3 3	19			
1321	Jonathan Franco Luis Dominik Gatchalian Reyes	James Logan HS	2 3 2 323 252 422	7	6 1 2	15	2 4 3 4 5 1	31	2nd
1322	Ariv Gupta Sahana Hegde	James Logan HS	2 2 3 224 432 641	7	3 5 6	20			
1323	Acari Kinerman Timothy James Oldham	James Logan HS	2 2 3 411 312 225	7	2 3 3	15	7 5 4 3 1 3	34	4th
1336	Sabrina Stringfellow Valerie Aguilera	La Costa Canyon HS	3 2 4 234 631 543	9					
1333	Devon Tong Shao Vincent Lin Zhu	Leland HS	1 5 5 521 546 725	11					
1334	Joseph D'Angelo Samuel Hirst	Leland HS	1 3 1 221 342 421	5	1 1 1	9	5 3 7 7 7 7	38	6th
1335	Tony Cao Zixiao Zhang	Leland HS	1 1 1 112 122 111	3	2 4 1	10	4 7 5 6 4 4	35	5th
1313	Matt Gill Grant Peters	Miramonte HS	3 4 4 421 533 643	11					
1328	Ayush Agarwal Kriti Vajjhula	Mission San Jose HS	1 3 4 111 235 255	8	3 4 6	18			
1329	Swetha Naidu Aparajita Pathak	Mission San Jose HS	2 1 1 222 611 111	4	5 5 4	17			
1326	Madison Martin Madeline Juarez	Mission Vista HS	4 3 2 562 234 413	9					
1345	Citlalli Castellanos Gabriela Colon	Monroe HS	4 4 2 353 334 224	10					
1306	Astrid Mann Harjap Sandhu	Mountain House	6 8 1 735 544 213	11					
1307	Vishakha Kanaki Jocelyn Bulcao	Mountain House	6 5 5 663 645 357	15					
1355	Jadyn Tiong Anna Lim	Northwood HS	3 4 4 236 363 254	11					
1337	Brenda Flores Bryan Nava	Orosi HS	7 7 4 766 677 671	14					
1350	Milca Altamirano Torres Fabian Lopez	Orosi HS	6 4 5 365 461 375	14					
1351	Hanna Johnson Juliette Scolieri	Redlands HS	5 6 6 455 553 657	15					
1352	Tasnim Kazi Reneh Shammo	Redlands HS	7 5 7 776 762 767	15					
1353	Paawan Singhi Cat-Minh Phan Huynh	Redlands HS	6 1 2 745 124 432	8	4 4 2	19			
1354	Beau Barris Bennet Watson	Redlands HS	5 2 5 546 622 743	12					

# Duo Interp

# 2019 CHSSA State Tournament

Code	Name	School	Prelims	Cume	Semis	Cume	Finals	Cume
1348	Michelle Mironenko Delia Yadegar	Sherman Oaks Center for Enriched	2 2 3 214 431 423	7	6 6 5 5	22		
1311	Veronica Aranda Ellie Ramos	Sonoma Academy	4 5 6 354 515 646	14				
1343	Luke Antaky Reilly Wadsworth	South High	4 1 5 266 115 535	10				
1344	Kristin Kumagawa Aiden Ludka	South High	5 4 7 337 344 677	14				
1310	Chloe Brunswick Terren Fielder	Stockdale HS	5 6 3 643 277 326	13				
1346	Anthony Chang Divya Nair	Torrance HS	7 6 7 776 466 554	15				
1340	Srushti Patel Regine Villarme	University HS	7 6 5 566 667 564	15				
1341	Sarah Bonver Ben Pierce Conway	Valley International Prep	1 2 6 111 244 465	8	5 5 3 4	20		
1318	Cynthia Ge Andrea Lai	West Torrance HS	4 6 7 641 475 776	14				
1339	Sarra Ayar Summer Sanoski	Woodcreek HS	6 6 7 763 766 777	15				

# Original Prose/Poetry

# 2019 CHSSA State Tournament

Code	Name	School	Prelims	Cume	Semis	Cume	Finals	Cume
1006	Elias Almarez-Herrera	Alhambra HS	6 3 4 463 342 147	12				
1007	Xin Yu Huang	Alhambra HS	7 5 7 667 356 766	15				
1009	Rukan Saif	Arcadia HS	2 2 3 641 322 163	7	4 3 4 4 3	18		
1013	Kassidy Jordan	Archbishop Mitty HS	1 2 1 111 232 131	4	3 4 5 2	14	7 6 6 4 6 2	39
1014	Sydney Domingue	Archbishop Mitty HS	2 4 1 321 444 221	7	1 2 4 2	14	1 3 3 5 3 5	31
1015	Cailey Larmore	Archbishop Mitty HS	2 1 1 122 122 115	4	1 2 2 4	11	6 4 4 3 5 1	30
1016	Priya Ravi	Archbishop Mitty HS	1 1 3 161 111 423	5	6 1 1 1	12	2 2 5 6 7 6	35
1017	Rohan Rane	Archbishop Mitty HS	5 6 1 552 667 312	11				
1054	Annabelle Duflock	Archbishop Mitty HS	4 1 1 462 121 411	6	2 5 6 5	18		
1011	Jessica Liu	Arroyo HS	7 7 7 557 667 676	15				
1043	Kimberly Flores	Bert Corona Charter HS	2 4 4 313 236 347	10				
1050	Bradley Romo	Carter HS	3 3 5 343 513 454	11				
1051	Eric Miguel Ruvalcaba	Carter HS	7 2 4 646 231 615	11				
1046	Claire Judson	Claremont HS	6 6 6 674 562 736	15				
1012	Priya Rajkumar	Dougherty Valley HS	1 3 2 114 513 245	6	5 6 6 5	21		
1001	Kimiya Elahi Attar	Edison-Computech HS	6 3 5 567 444 635	13				
1032	Anna Abernathy	El Cerrito High	6 7 8 717 757 767	15				
1002	Franchesca Pondevida	Gabrielino HS	6 1 3 727 111 532	9	4 2 2 3	18		
1003	Katherine Xie	Gabrielino HS	6 7 5 754 473 727	15				
1019	Shrina Pandey	Granite Bay HS	3 6 3 616 456 462	11				
1031	Kyra Payton	Helix Charter HS	2 2 1 134 133 221	5	1 1 1 5	12	3 1 1 1 4 3	24
1010	Melissa Montes-Hernandez	James Enochs HS	6 3 3 552 522 352	11				
1022	Alyssa Lenae De La Torre	James Logan HS	2 2 6 322 232 556	9	5 6 3 6	22		

7th

3rd

2nd

5th

1st

# Original Prose/Poetry

# 2019 CHSSA State Tournament

Code	Name	School	Prelims	Cume	Semis	Cume	Finals	Cume
1023	Poorna Hegde	James Logan HS	4 1 5 435 134 444	10	2 5 6 4	21		
1024	Jonathan Lee Nunez	James Logan HS	2 5 5 331 454 525	12				
1025	Megan Santos	James Logan HS	3 5 2 422 344 232	10				
1026	Palak Sharma	James Logan HS	5 6 6 345 556 746	15				
1027	Amani Sharma	James Logan HS	6 7 6 555 577 563	15				
1037	Alexandra (Sasha) Shahnifar	Leland HS	1 4 1 121 651 111	6	5 3 4 1	16		
1036	Brogan Keener	Lincoln	6 7 6 745 677 656	15				
1028	Sophia Kittell	Mission Vista HS	4 3 1 452 324 111	8	2 3 5 3	18		
1029	Julia Conley	Mission Vista HS	6 7 6 374 767 654	15				
1005	Martin Gil	Mountain House	3 5 6 253 653 356	13				
1004	Brynn White	Narbonne HS	1 1 2 211 211 134	4	3 5 3 6	15	4 5 2 2 4	32
1047	Lauren Kim	Northwood HS	6 5 7 776 773 776	15				
1048	Jasroop Miglani	Northwood HS	7 6 7 777 766 567	15				
1049	Shreya Shankar	Northwood HS	7 3 4 745 233 424	12				
1052	Alexis Delgado Padilla	Orosi HS	3 2 4 415 327 725	9	6 4 5 1	20		
1053	Victoria Trevino	Orosi HS	5 5 2 537 375 621	12				
1045	Tiana Vibhakar	Palos Verdes HS	4 4 5 174 644 654	13				
1030	Kira Degelsmith	Poway HS	5 5 7 646 674 573	15				
1056	Tristan Philip	Redlands HS	5 5 6 444 627 473	15				
1055	Nick Swetlin	San Dieguito Academy	7 6 7 676 765 777	15				
1020	Jose Alberto Calderon	Sanger HS	3 3 4 212 225 345	10				
1008	Rachael Azrialy	The Archer School for Girls	4 7 4 256 775 362	13				
1018	Lillyauna Perry	Turlock HS	3 4 6 234 445 573	12				

4th



# Original Prose/Poetry

# 2019 CHSSA State Tournament

Code	Name	School	Prelims	Cume	Semis	Cume	Finals	Cume
1039	Sanovia N. Muhammad	Valley International Prep	1 2 2 221 312 233	5	3 1 2	11	5 7 7 1 7	38
1040	Wallis Emery Sherman	Valley International Prep	3 4 5 273 715 634	12				
1041	Mackenzie Forman	Valley International Prep	3 4 2 333 445 241	9	4 4 4 2 2 4	19		
1042	Charlie Beth Weingarten	Valley International Prep	1 1 2 125 111 114	4	6 6 6 3 3 6	17		
1021	Jana Abulaban	West Torrance HS	6 6 2 667 566 242	12				
1044	Rachel Schlusberg	Westview HS	3 6 3 263 563 317	11				
1038	Kyla Sharon Elsie Jones	Wm. S. Hart HS	7 7 6 775 775 367	15				
1033	Riya Tapadiya	Woodcreek HS	5 5 6 536 456 575	15				
1034	Feizah Teope	Woodcreek HS	7 4 5 536 246 473	14				
1035	Sophia Ceja	Woodcreek HS	5 2 4 463 131 252	11				

6th

2019 CHSSA STATE TOURNAMENT

# Student Congress Finals

[Home](#) | [Entries](#) | [Prelims](#) | [Prelim Standings](#) | [Semi-Finals](#) | [Finals](#)

EO 2065 Ellen Tinker	Rancho Bernardo HS	4	[2 5 10 4 5 13 9 5 4 1 ]
ER 2071 Tate Oien	San Dieguito Academy	6	[1 13 3 2 14 8 11 11 9 5 ]
BA 2056 Daniel Ng	Monte Vista HS	14	[5 11 8 11 11 10 12 9 10 6 ]
AD 2062 Dominic Thibault	Palo Alto HS	9	[4 7 14 10 13 1 1 12 13 9 ]
BV 2050 Athena Davis	Miramonte HS	3	[3 8 9 6 10 2 14 1 5 3 ]
BH 2026 Arshia Anup Mehta	Dougherty Valley HS	7	[6 4 5 5 1 5 10 2 7 7 ] ]
TN 2034 Ryan Keane	El Camino Real Charter HS	1	[9 2 1 14 2 7 3 6 6 2 ] ]
BA 2055 Amber Xu	Monte Vista HS	11	[10 3 6 13 4 14 6 7 12 10 ]
DK 2039 Rohit Jhawar	John F Kennedy HS	2	[13 1 7 3 3 4 7 3 2 8 ] ]
TK 2081 Ethan Miles Siegel	Valley International Prep	5	[7 10 2 12 12 3 4 10 3 4 ]
BH 2030 Khushi Wadhwa	Dougherty Valley HS	10	[8 14 13 1 8 9 13 4 1 12 ]
OY 2020 Melissa Glover	Claremont HS	12	[11 12 12 7 7 6 2 14 14 14 ]
BV 2051 Brendan McFeely	Miramonte HS	8	[12 9 11 8 6 11 5 8 11 13 ]
DK 2040 Sara Faraj	John F Kennedy HS	13	[14 6 4 9 9 12 8 13 8 11 ]

[Home](#) | [Entries](#) | [Prelims](#) | [Prelim Standings](#) | [Semi-Finals](#) | [Finals](#)